





























































































Limburg Open 2022 Group C1 - Standings

Rank	Country	Name	Year of birth	Team	Initial rating	Score	Buchholz (unplayedAsDraw=true)	Sonneborn–Berger (unplayedAsDraw=true)	Performance rating
1		Wouter Manenschijn	1997		1771	7	29.5	29.5	2050
2		Jan Ehlen	2003			6	27.5	23.75	1641
3		Akshaj Katpatal	2012		1529	5½	30	23.75	1690
4		Sven Wambecq	1978		1666	5	32	20.5	1811
5		Daniel Billot	1953		1592	5	31	18	1585
6		Martijn Stoker	1992		1727	5	28	18.75	1714
7		John Uckerman	1963	LiSB	1687	5	26.5	17.5	1663
8		Michael Akingboye	1998			5	26.5	16	1533
9		Stef Renkens	1961		1598	5	26	18.5	1485
10		Aeneas Kersemans	2011		1472	5	25	17.25	1600
11		Luuk Hoogeveen	1962		1635	5	24.5	18	1170
12		Anastasia Ahn	2008		1271	5	24.5	16.5	1579
13		Hakan Horata	1962		1766	4½	31.5	17.25	1712
14		Alexander Tipp	2001		1708	4½	31.5	17.25	1530
15		Pranav Kshirsagar	2009	LiSB	1497	4½	28.5	16.5	1707
16		Michael Alexander Bonath	1981		1722	4½	27.5	16.75	1652
17		Raymond Jacobsen	1977		1436	4½	26.5	16.25	1639
18		Eva Maria Titgemeyer	1998		1656	4½	25.5	15.75	1523
19		Frank Beusen	1949		1511	4½	25	13.25	1418
20		Niels Feijen	1999		1455	4½	24	13.5	1741
21		Ruben Bloemhof	1996		1763	4	30.5	15.5	1355
22		Fausto Battistelli	2010		1605	4	30.5	15.5	1152
23		Hans Reusink	1950		1647	4	29	15.5	1579
24		Wim Peers	1977		1562	4	29	15	1583
25		Lukas Hesch	2004		1623	4	29	13.75	1265
26		Bob Vonken	2001	LiSB	1501	4	28	14.25	1456
27		Guido Jannis	1966		1745	4	27.5	15.25	1551

Rank	Country	Name	Year of birth	Team	Initial rating	Score	Buchholz (unplayedAsDraw=true)	Sonneborn–Berger (unplayedAsDraw=true)	Performance rating
28		Jan Verhoeff	1999			4	27.5	14	1648
29		Tom Koolen	1996	LiSB	1543	4	26.5	14	1430
30		Jim Van der Valk Bouwman	1997		1759	4	26	13.25	1575
31		Peter Weijgertze	1955		1663	4	25	13	1587
32		Lisa Noelle	1991		1381	4	24	11.25	1379
33		Inno De Wey Peters	1959		1624	4	23.5	12.5	1304
34		Rob Haarsma	1963	LiSB	1492	4	22.5	11	1751
35		Jakob Schmidt	1991		1513	4	21.5	11.25	1009
36		Sergey Smirnov	1973			4	21.5	11	1537
37		Rene Verheesen	1987	LiSB	1745	3½	33	15.5	1300
38		Erwin De Kleijn			1536	3½	30	12.75	1495
39		Elman Tariverdiyev	2007			3½	27	12.25	1537
40		Florian Jumah-Eckert	1976		1314	3½	26.5	12.5	1386
41		Maiko Van Dalen	1981	LiSB	1162	3½	26	11.75	1552
42		Piet Konijn	1951		1611	3½	26	11	1554
43		Shrey Shah	2008		1504	3½	25.5	11.5	1564
44		Elias Pferdminges	2004		1182	3½	25.5	10.75	1372
45		Karola Hoerhold	1975		1667	3½	25	11.75	1458
46		Jelmar Klinkenberg	2008	LiSB	1248	3½	24.5	10.75	1525
47		Wim Veelenturf	1950		1552	3½	24.5	9.75	1233
48		Frank Hauffe	1967		1608	3½	24	10.5	1414
49		Joppe Bolderman	1998			3½	23.5	9.5	1525
50		Luca Van Deelen	2009		1403	3½	23	8.75	1461
51		Peter De Putter	1978		1604	3½	22.5	9.75	1566
52		Joerg Wohlrabe	1961		1683	3½	22.5	9.5	1469
53		Philippe Krylov	2009		1646	3½	21.5	8.75	1423
54		Georgios Makrygiannis	1984		1517	3½	21.5	7.75	1254
55		Nosratollah Mohammadi Nia	1970		1413	3½	21	8.75	1375

Rank	Country	Name	Year of birth	Team	Initial rating	Score	Buchholz (unplayedAsDraw=true)	Sonneborn–Berger (unplayedAsDraw=true)	Performance rating
56		Justin Van Wijk	2005	LiSB	1323	3½	19.5	6.75	1097
57		Veerle Ongenae	1969		1297	3½	18	6.75	831
58		Marc Van Siphout	1966		1656	3	31	10.5	1440
59		Gregory Yon	1964		1659	3	29	10.75	1247
60		Steven Wink	1980		1501	3	29	10.75	1547
61		Eric Alvares	1971		1732	3	25	8.5	1407
62		Harrie Boom	1961		1633	3	24.5	10	1189
63		Klaas Been	1945		1562	3	24.5	7.75	1321
64		Ichelle Dekker	1990		1435	3	23.5	9	1317
65		Bert Talloen	1973		1349	3	23.5	7.75	1024
66		Johan Devos	1961		1528	3	22.5	8.5	1070
67		Raf Groffils	1979		1230	3	22.5	8.25	1383
68		Jan Oord	1959		1473	3	22	6.75	1117
69		Raph Eijkenboom	1991	LiSB	1416	3	20.5	6	1185
70		Peter Boesmans	1973		1307	3	17.5	5.75	1336
71		Dirk Brixius	1965		1813	2½	28.5	9.25	1274
72		Johan Plooijer	1946		1809	2½	26	9.75	1437
73		Willy Swijssen	1964		1502	2½	26	8.25	924
74		Patrick Geussens	1961		1554	2½	25	6.25	905
75		Atal Faizi	2011		1347	2½	23.5	5.25	1183
76		Jungbin Lee	2005		1518	2½	22.5	6.75	900
77		Johanna Brouwer	1954		1364	2½	20.5	5.75	1100
78		Lars Eric Ernst	2003			2½	18.5	4.5	1082
79		Marco Catola	1990		1699	2	24.5	5.25	1002
80		Jonas Christiaens	1985		1381	2	21	4	1054
81		Guido Heuts	1969		1269	2	21	3.5	912
82		Freddy Oosterlinck	1962		1390	2	20.5	3.5	1121
83		Dien Slangen-Knuit	1961	LiSB	1109	2	18	3.5	1034
84		Sai Lalkota	2012	LiSB		2	16.5	2.5	890
85		Matthias Henzelmann	2012			2	12.5	2	551

Rank	Country	Name	Year of birth	Team	Initial rating	Score	Buchholz (unplayedAsDraw=true)	Sonneborn–Berger (unplayedAsDraw=true)	Performance rating
86		Marc Beddegenoodts	1951		1354	1½	22	2.25	705
87		Jo Sonck	1970		1070	1½	19	2.75	605
88		Cindy Harder	1971		1216	1½	18,5	2	744
89		Stephanie Kaiser	1990		981	1½	17	2.5	1107
90		Linda Schouteden	1970		1073	1½	14	1.25	550
91		Florian Brandt	2004			1	21	3.5	1254
92		Michel Verheij	1973			1	21	2.5	875