

































































## Limburg Open 2022 Group C2 - Standings

Rank	Country	Name	Year of birth	Team	Initial rating	Score	Buchholz (unplayedAsDraw=true)	Sonneborn–Berger (unplayedAsDraw=true)	Performance rating
1		Ties Dumont	2004	LiSB	1607	6	32.5	28	1967
2		Lorin Arnold	2006		1738	5½	30.5	23.25	1563
3		Roman Attinger			1695	5½	30	22	1763
4		Georges Marechal	1946		1665	5½	30	22	1799
5		Tjeerd De Leede	2001		1386	5½	27.5	19.75	1768
6		Eddy Faverey			1724	5	32	21	1717
7		Mick Godding	1996	LiSB	1697	5	29	19.5	1449
8		Maximilian Ahn	2010		1406	5	29	18.5	1718
9		Jimmy Van Hoorebeke	1973		1766	5	28	19.75	1720
10		Jeroen Frijling	1966		1665	4½	34.5	20.75	1688
11		Matthias Gladisch	1996			4½	30.5	18.5	1702
12		Mathijs Huiskes	1999		1754	4½	30	17.75	1627
13		Max Ovchinnikov	2004		1516	4½	29.5	18.5	1842
14		Albert Dekker	1959		1816	4½	29.5	17.75	1715
15		Marc Boxberg	1988		1642	4½	29.5	17.25	1600
16		Aldo Oxener	1959		1490	4½	29.5	16.75	1687
17		Tim Lennartz	2001		1613	4½	28.5	16.75	1660
18		Bent Blokland	2006		1615	4½	28.5	16.25	1419
19		Khoi Nguyen	2012		1549	4½	27	16.25	1793
20		Francky Nolf	1955		1566	4½	27	14.25	1602
21		Jeroen Burms	1991		1658	4½	26.5	16.75	1460
22		Steven Steegmans	1975		1587	4½	26.5	16.25	1484
23		Joshua Ekker	2007	LiSB	1445	4½	26	15.25	1504
24		Samuel Lopes	2009		1462	4½	26	15	1716
25		Leonard Groffils	2011		1281	4½	25.5	14.75	1480

Rank	Country	Name	Year of birth	Team	Initial rating	Score	Buchholz (unplayedAsDraw=true)	Sonneborn–Berger (unplayedAsDraw=true)	Performance rating
26		Elysia Feng	2008		1479	4½	25.5	14.5	1665
27		Ralf Sterk	2010		1600	4½	24	14	1608
28		Bart Persoons	1975		1737	4	29	16.75	1596
29		Micha Ronner	1994		1527	4	29	14.75	1473
30		Joost Stoker	1988		1747	4	27	12.25	1556
31		Steven Braun	1980		1731	4	26.5	14.25	1535
32		Jurgen De Haan	1997		1625	4	26	13.5	1395
33		Matthias Heiligtag	2008		1509	4	26	13.25	1136
34		Andreas Nissel	1969		1654	4	26	12.75	1573
35		Ward Wambecq	2009		1422	4	25	12.25	1444
36		Mohammad Reza Vaghef	1997		1532	4	24.5	12	1377
37		Mike Liston	1957		1513	4	23.5	9.5	1349
38		Jules Daemen	1989	LiSB	1640	3½	30	12.75	1518
39		David Rutten	1970		1783	3½	28.5	12.5	1528
40		Willem Brouwer	1951		1661	3½	27	11.25	1439
41		Michael Schomann	1960		1631	3½	26	10.25	1285
42		Patrick Dumoulin	1970		1308	3½	25.5	10.75	1363
43		Kerstin Wolter	1964		1555	3½	25	11.75	806
44		Frank Veugen	1965			3½	25	11	1472
45		Maryam Turdiyeva	2010		1375	3½	25	9.75	1184
46		Brian Van Kanten	1971		1765	3½	24.5	10.5	1470
47		Wouter Visser	1993		1608	3½	24.5	9.25	1202
48		Jaap Van den Berg	1959		1717	3½	24	10.25	1220
49		Stephan Van der Hagen	1967		1532	3½	23.5	9.75	1192
50		Frank Hepting	1997		1477	3½	23	9.75	1088
51		Masza Shirov-Michna	1999		1343	3½	22	9.25	1357

Rank	Country	Name	Year of birth	Team	Initial rating	Score	Buchholz (unplayedAsDraw=true)	Sonneborn–Berger (unplayedAsDraw=true)	Performance rating
52		Maurice Buzink	1995		1441	3½	22	8.25	1143
53		Krijn Ter Braake	1978			3½	19.5	7.25	1403
54		Luca Boatca	2008		1475	3½	19.5	7	1043
55		Pascal Woyave	1971		1502	3½	18.5	7.25	1094
56		Efecan Atar	2008		1526	3	29	11	1347
57		Linda Bellamy	1952		1340	3	26.5	9.5	1479
58		Jur Gaj	2006	LiSB		3	25.5	10.25	1363
59		Richard Gooijers	1971		1354	3	25	8	1074
60		Albert Henk Van Urk	1993		1718	3	24	8.75	1300
61		Nicolas Kauschanski	2007		1225	3	24	8.25	1288
62		Daniel Koppens	2006		1354	3	24	8	1241
63		Shayan Jumah	2010		1313	3	23.5	7	1365
64		Rene Weerts	1963		1671	3	23	8.75	1400
65		Hugo Meyermans	1967		1434	3	23	7	1026
66		Inci Erbilten	1994		1271	3	22.5	7.5	1132
67		Andre Van Kuijk	1964		1501	3	22	8	1410
68		Johan Dijkstra	1968		1499	3	22	7.5	1180
69		Robbert Visscher	1995		1510	3	18.5	5	915
70		Justys Van Der Beek	2011		1167	3	18	5.5	965
71		Michael Noelle	1961		1543	2½	23	4.75	1141
72		Christian Cibis	2008		1001	2½	22.5	6.25	1382
73		Maarten De Wit	1959		1601	2½	22	5	1232
74		Ton Leenen	1963	LiSB		2½	21.5	5.75	1155
75		Franck Bloemendal	1972		1368	2½	19	4.25	744
76		Mariette Biemans	1961	LiSB		2½	18.5	4.5	1027
77		Marcel Drummen	1959		1557	2½	18	4	1214

Rank	Country	Name	Year of birth	Team	Initial rating	Score	Buchholz (unplayedAsDraw=true)	Sonneborn–Berger (unplayedAsDraw=true)	Performance rating
78		Rafael De Bie	2005			2	24	6	1287
79		Jeffrey Becker	1990		1242	2	22.5	4.5	1334
80		Harry Nietsch	1955	LiSB	1383	2	21	4.5	1087
81		Shanay Shah	2013		1181	2	20.5	5	1073
82		Joshua Drijer	2011	LiSB		2	20	3.75	1172
83		Michel Sleurs	1962			2	18	3.75	780
84		Krista Dethier	1967		1469	2	17.5	4.25	414
85		Parth Kshirsagar	2012	LiSB	1253	2	17.5	3.25	492
86		Suzanne Benneheij	1976			2	15.5	3.5	1116
87		Koen Van Kerckhoven	1992			1½	21	3.25	971
88		Olivier-Pierre Boret	1992		1000	1½	19	3	834
89		Silke Wiedenbruch	1973		1207	1½	19	2	823
90		Semih Akif Atar	2012		1107	1½	17.5	2.75	1203
91		Pierre Valembois	1959		1077	1½	17	1.75	847